

ACT: College Ready

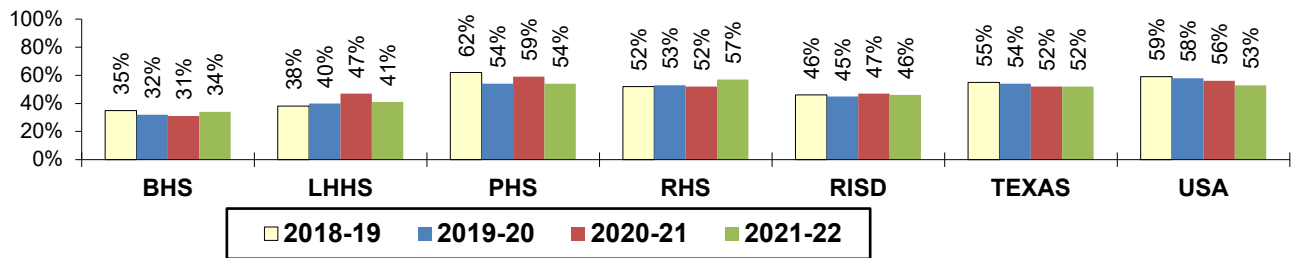
ACT encourages educators to measure student performance in the context of college readiness measures. College ready indicates ACT performance at or above the minimum score needed on an ACT subject-area test to indicate a 50% chance of obtaining a B or higher or about a 75% chance of obtaining a C or higher in the corresponding credit-bearing college courses.

Each spring from 2013 to 2022 ACT was given to all RISD juniors at no cost to students. ACT research has shown that test participation beyond traditional self-selected college-bound students is associated with lower overall average ACT performance.

College Ready: English

| School | 2018-2019 | 2019-2020 | 2020-2021 | 2021-2022 |
|-------------|-----------|-----------|-----------|-----------|
| Berkner HS | 35% | 32% | 31% | 34% |
| Lake Highla | 38% | 40% | 47% | 41% |
| Pearce HS | 62% | 54% | 59% | 54% |
| Richardson | 52% | 53% | 52% | 57% |
| Richardson | 46% | 45% | 47% | 46% |
| Texas | 55% | 54% | 52% | 52% |
| USA | 59% | 58% | 56% | 53% |

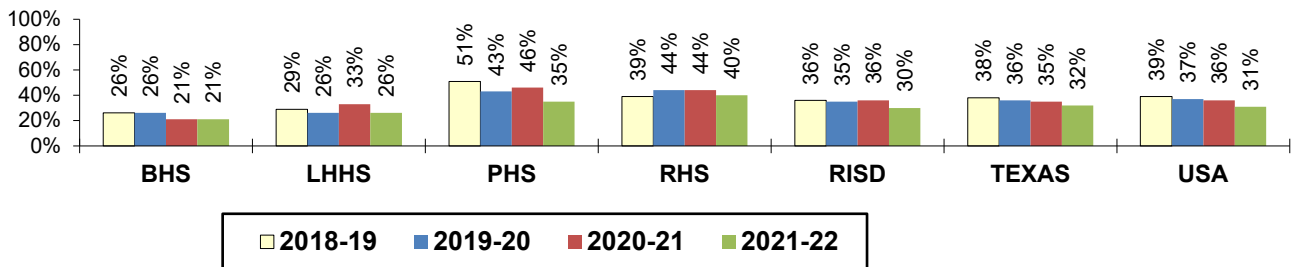
College Ready: English



College Ready: Mathematics

| School | 2018-2019 | 2019-2020 | 2020-2021 | 2021-2022 |
|-------------|-----------|-----------|-----------|-----------|
| Berkner HS | 26% | 26% | 21% | 21% |
| Lake Highla | 29% | 26% | 33% | 26% |
| Pearce HS | 51% | 43% | 46% | 35% |
| Richardson | 39% | 44% | 44% | 40% |
| Richardson | 36% | 35% | 36% | 30% |
| Texas | 38% | 36% | 35% | 32% |
| USA | 39% | 37% | 36% | 31% |

College Ready: Mathematics

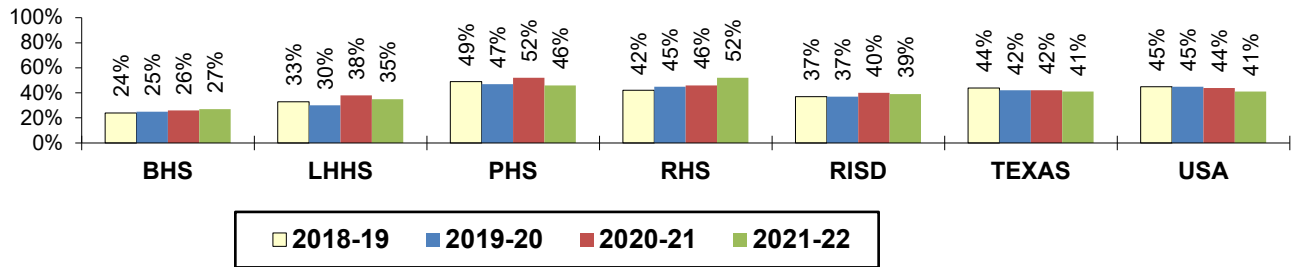


*% based on # tested / # graduates for the given year.
 Data Source: ACT - The High School Profile Report 2022
 Produced by ACI: 02/062023

College Ready: Reading

| School | 2018-2019 | 2019-2020 | 2020-2021 | 2021-2022 |
|-------------|-----------|-----------|-----------|-----------|
| Berkner HS | 24% | 25% | 26% | 27% |
| Lake Highla | 33% | 30% | 38% | 35% |
| Pearce HS | 49% | 47% | 52% | 46% |
| Richardson | 42% | 45% | 46% | 52% |
| Richardson | 37% | 37% | 40% | 39% |
| Texas | 44% | 42% | 42% | 41% |
| USA | 45% | 45% | 44% | 41% |

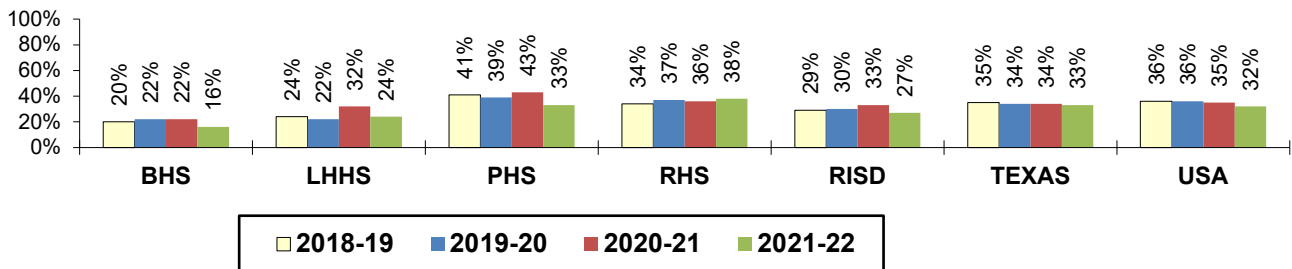
College Ready: Reading



College Ready: Science

| School | 2018-2019 | 2019-2020 | 2020-2021 | 2021-2022 |
|-------------|-----------|-----------|-----------|-----------|
| Berkner HS | 20% | 22% | 22% | 16% |
| Lake Highla | 24% | 22% | 32% | 24% |
| Pearce HS | 41% | 39% | 43% | 33% |
| Richardson | 34% | 37% | 36% | 38% |
| Richardson | 29% | 30% | 33% | 27% |
| Texas | 35% | 34% | 34% | 33% |
| USA | 36% | 36% | 35% | 32% |

College Ready: Science



College Ready: In All Four Areas

| School | 2018-2019 | 2019-2020 | 2020-2021 | 2021-2022 |
|-------------|-----------|-----------|-----------|-----------|
| Berkner HS | 12% | 11% | 12% | 12% |
| Lake Highla | 18% | 14% | 23% | 17% |
| Pearce HS | 32% | 31% | 33% | 25% |
| Richardson | 23% | 30% | 26% | 29% |
| Richardson | 21% | 22% | 23% | 21% |
| Texas | 25% | 24% | 25% | 23% |
| USA | 26% | 26% | 25% | 22% |

College Ready in All Four Areas

