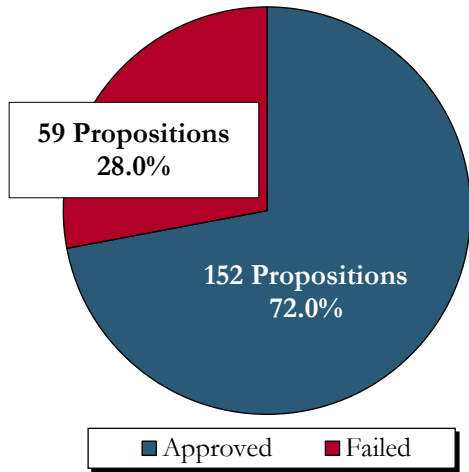
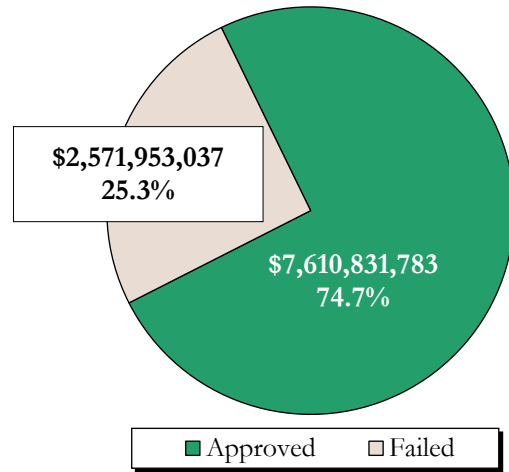


Summary – Texas Public School Districts – May 4, 2024 Unofficial Bond Election Results

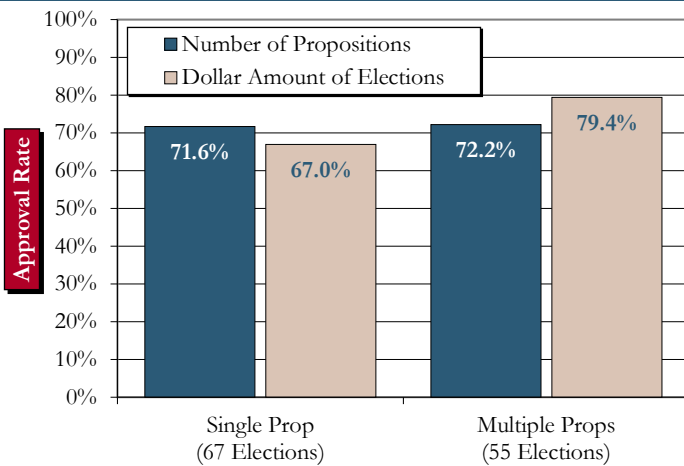
Unofficial Results by Number of Propositions



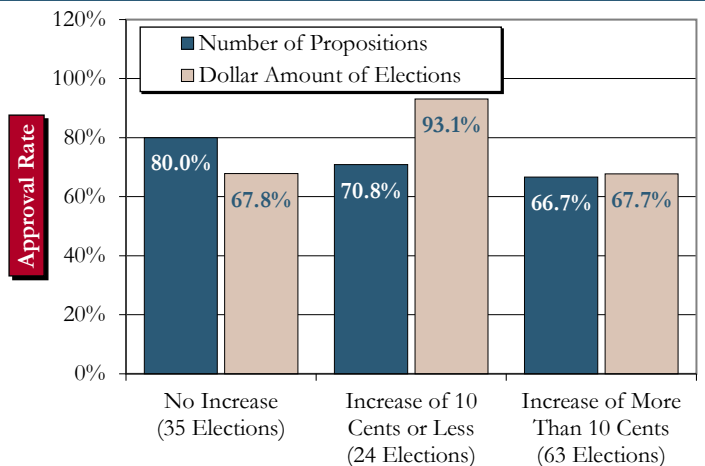
Unofficial Results by Dollar Amount of Elections



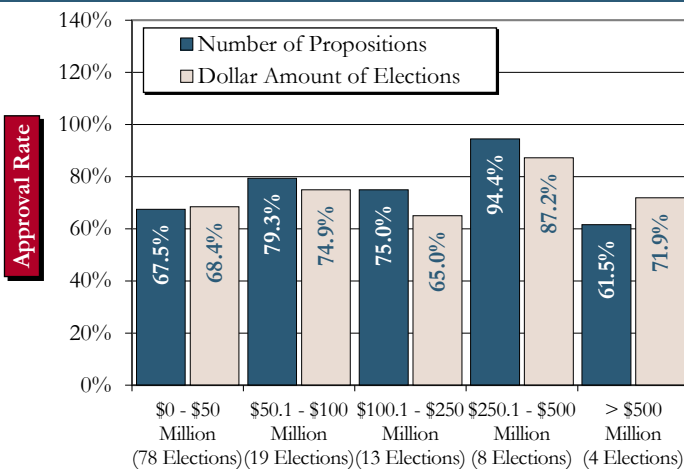
Single Proposition Vs. Multiple Proposition



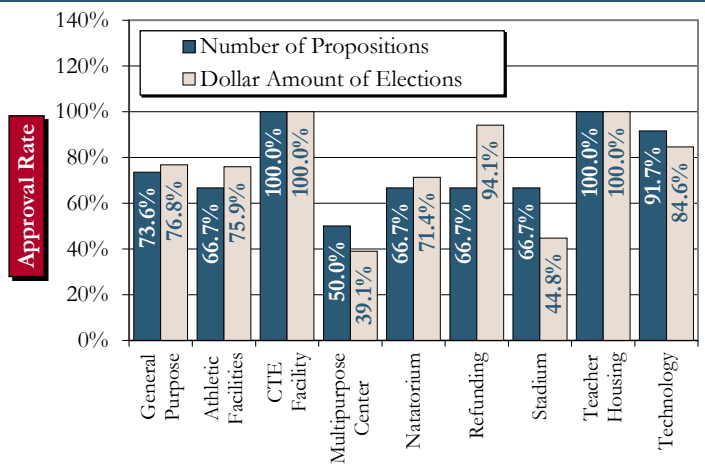
Interest and Sinking Fund Tax Rate Increase



Unofficial Results by Election Size (\$ Millions)



Unofficial Results by Category



Note: The bond election results shown herein are “unofficial” as of May 4, 2024. Should any district receive absentee or mail-in votes over the next few days, the results of such elections may correspondingly change.

Source: Municipal Advisory Council of Texas and Various Other Sources including District Records and Various Websites – Not construed to be all-inclusive.

Distribution of this report is intended for informational purposes. Information contained herein has been obtained from sources believed to be reliable, but not guaranteed. The opinions expressed herein reflect the judgment of the author as of the date prepared and are subject to change without notice and are not a complete analysis of any sector, industry or security. Securities, insurance and advisory services offered through BOK Financial Securities, Inc., member FINRA/SIPC and an SEC registered investment advisor. Services may be offered under our trade name, BOK Financial Advisors. Investment and insurance products are NOT FDIC INSURED | NO BANK GUARANTEE | MAY LOSE VALUE

Texas Public School Districts – Bond Election Results for May 4, 2024



Texas Public School District Bond Elections – Unofficial Results – May 4, 2024

No.	School District	Election Amount	Amount Approved	Amount Failed	Unofficial Votes For	Unofficial Votes Against	Projected I&S Tax Rate Increase
1	Alice ISD	\$ 38,000,000	\$ 38,000,000	\$ ---	1,125	1,064	\$ 0.000000
2	Anna ISD	100,000,000	---	100,000,000	824	1,088	0.000000
3	Aquila ISD						
	Prop A - School Building	9,100,000	9,100,000	---	210	164	0.000000
	Prop B - Athletic Facilities	2,900,000	---	2,900,000	183	189	0.100000
4	Argyle ISD						
	Prop A - School Building	482,385,000	---	482,385,000	1,433	1,530	0.000000
	Prop B - Athletic Facilities	22,655,000	---	22,655,000	1,283	1,699	0.000000
	Prop C - Technology	6,500,000	6,500,000	---	1,800	1,181	0.000000
5	Axtell ISD						
	Prop A - School Building	23,460,000	---	23,460,000	167	618	0.456000
	Prop B - Stadium Improvements	1,600,000	---	1,600,000	156	629	0.044000
6	Banquete ISD	48,445,000	48,445,000	---	159	81	0.000000
7	Barbers Hill ISD	378,300,000	378,300,000	---	902	196	0.000000
8	Beeville ISD	62,380,000	62,380,000	---	1,304	1,148	0.153500
9	Ben Bolt-Palito Blanco ISD	8,000,000	8,000,000	---	141	29	0.010000
10	Big Spring ISD						
	Prop A - School Building	216,700,000	---	216,700,000	601	1,201	0.314000
	Prop B - Athletic Facilities	2,300,000	---	2,300,000	609	1,181	0.004000
11	Bishop Consolidated ISD						0.113000
	Prop A - School Building	20,000,000	20,000,000	---	323	310	
	Prop B - Stadium Improvements	8,000,000	---	8,000,000	291	336	
12	Bluff Dale ISD	9,500,000	---	9,500,000	166	252	0.159534
13	Boling ISD	40,500,000	40,500,000	---	290	248	0.478200
14	Bovina ISD						
	Prop A - School Building	8,000,000	8,000,000	---	231	125	0.246300
	Prop B - Athletic Facilities	7,000,000	7,000,000	---	201	152	0.215500
15	Bowie ISD	65,800,000	---	65,800,000	479	1,320	0.238100
16	Boyd ISD	20,000,000	20,000,000	---	405	360	0.035000
17	Bridgeport ISD	26,000,000	---	26,000,000	629	719	0.000000
18	Bronte ISD						0.330000
	Prop A - School Building	10,965,000	10,965,000	---	175	57	
	Prop B - Athletic Facilities	1,135,000	1,135,000	---	166	68	
19	Buckholts ISD	11,145,000	---	11,145,000	Not Available*		0.430700
20	Bynum ISD	9,000,000	9,000,000	---	45	21	0.105000
21	Calallen ISD	12,573,000	12,573,000	---	506	444	0.020400
22	Canadian ISD						
	Prop A - School Building	18,000,000	18,000,000	---	300	56	0.000000
	Prop B - Technology	2,000,000	2,000,000	---	298	57	0.000000
23	Canutillo ISD						0.020000
	Prop A - School Building	378,955,000	378,955,000	---	1,042	1,010	
	Prop B - Refunding	7,285,000	7,285,000	---	1,026	1,013	
24	Castleberry ISD	98,000,000	98,000,000	---	440	305	0.048200
25	Cayuga ISD						
	Prop A - School Building	6,000,000	6,000,000	---	171	115	0.184000
	Prop B - Stadium Improvements	6,000,000	6,000,000	---	157	132	0.184000
26	Cedar Hill ISD						0.005000
	Prop A - School Building	278,500,000	278,500,000	---	2,272	1,267	
	Prop B - Technology	3,900,000	3,900,000	---	2,199	1,341	
27	Central ISD	28,430,000	---	28,430,000	462	495	0.357855
28	Chapel Hill ISD [Titus County]	9,300,000	9,300,000	---	381	186	0.099000
29	Charlotte ISD						
	Prop A - School Building	16,000,000	16,000,000	---	61	37	0.221200
	Prop B - Athletic Facilities	4,000,000	4,000,000	---	54	40	0.077600

*Vote counts were not immediately available; however, the election was unsuccessful.

Note: The bond election results shown herein are “unofficial” as of May 4, 2024. Should any district receive absentee or mail-in votes over the next few days, the results of such elections may correspondingly change.

Source: Municipal Advisory Council of Texas and Various Other Sources including District Records and Various Websites – Not construed to be all-inclusive.

Distribution of this report is intended for informational purposes. Information contained herein has been obtained from sources believed to be reliable, but not guaranteed. The opinions expressed herein reflect the judgment of the author as of the date prepared and are subject to change without notice and are not a complete analysis of any sector, industry or security. Securities, insurance and advisory services offered through BOK Financial Securities, Inc., member FINRA/SIPC and an SEC registered investment advisor. Services may be offered under our trade name, BOK Financial Advisors. Investment and insurance products are NOT FDIC INSURED | NO BANK GUARANTEE | MAY LOSE VALUE

Texas Public School Districts – Bond Election Results for May 4, 2024



Texas Public School District Bond Elections – Unofficial Results – May 4, 2024

No.	School District	Election Amount	Amount Approved	Amount Failed	Unofficial Votes For	Unofficial Votes Against	Projected I&S Tax Rate Increase
30	Chico ISD						
	Prop A - School Building	\$ 10,500,000	\$ 10,500,000	\$ ---	191	136	\$ 0.052500
	Prop B - Athletic Facilities	1,500,000	1,500,000	---	181	144	0.007500
31	Christoval ISD	19,500,000	19,500,000	---	340	285	0.275000
32	Clarendon ISD						0.320000
	Prop A - School Building	1,800,000	---	1,800,000	244	356	
	Prop B - Athletic Facilities	6,900,000	---	6,900,000	194	411	
	Prop C - School Building	3,000,000	---	3,000,000	217	384	
33	College Station ISD						
	Prop A - Stadium Improvements	40,200,000	40,200,000	---	3,129	2,373	0.000000
	Prop B - Stadium Improvements	13,270,000	13,270,000	---	3,106	2,389	0.000000
34	Colorado ISD	8,100,000	8,100,000	---	230	184	0.000000
35	Columbus ISD						
	Prop A - School Building	8,440,000	8,440,000	---	807	465	0.000000
	Prop B - CTE Facility	5,320,000	5,320,000	---	762	514	0.000000
36	Comanche ISD	31,700,000	31,700,000	---	417	356	0.270000
37	Comstock ISD						
	Prop A - School Building	11,250,000	11,250,000	---	62	24	0.140000
	Prop B - Technology	250,000	250,000	---	64	21	0.025000
38	Connally ISD	60,000,000	---	60,000,000	489	633	0.155000
39	Copperas Cove ISD	175,000,000	---	175,000,000	1,192	1,261	0.333700
40	Cranfills Gap ISD	6,750,000	6,750,000	---	120	53	0.250000
41	Culberson County-Allamoore ISD						
	Prop A - School Building	26,000,000	26,000,000	---	227	58	0.000000
	Prop B - School Building	2,000,000	2,000,000	---	232	54	0.000000
	Prop C - Athletic Facilities	2,000,000	2,000,000	---	225	59	0.000000
	Prop D - Natatorium	7,000,000	7,000,000	---	232	54	0.000000
	Prop E - Teacher Housing	3,000,000	3,000,000	---	240	47	0.000000
	Prop F - Performing Arts Center	5,000,000	5,000,000	---	233	51	0.000000
42	Deweyville ISD	47,665,000	---	47,665,000	130	348	0.343000
43	Elgin ISD						
	Prop A - School Building	366,000,000	366,000,000	---	1,066	494	0.000000
	Prop B - Stadium Improvements	9,000,000	9,000,000	---	953	614	0.000000
44	Elysian Fields ISD						
	Prop A - School Building	52,421,531	52,421,531	---	213	163	0.126480
	Prop B - Athletic Facilities	2,578,469	2,578,469	---	198	177	0.006220
45	Evadale ISD	24,000,000	24,000,000	---	241	109	0.290000
46	Everman ISD						0.135000
	Prop A - School Building	49,015,479	49,015,479	---	321	168	
	Prop B - Multipurpose Center	18,084,304	18,084,304	---	246	234	
47	Farmersville ISD	98,000,000	98,000,000	---	774	394	0.060000
48	Florence ISD	4,500,000	4,500,000	---	140	65	0.000000
49	Forestburg ISD						
	Prop A - School Building	4,100,000	4,100,000	---	98	59	0.160000
	Prop B - Athletic Facilities	2,100,000	2,100,000	---	86	72	0.100000
50	Galena Park ISD	530,010,000	530,010,000	---	1,192	394	0.120200
51	Gause ISD	3,000,000	3,000,000	---	47	36	0.068400
52	Georgetown ISD						0.010000
	Prop A - School Building	597,470,000	597,470,000	---	5,689	2,460	
	Prop B - Technology	20,330,000	20,330,000	---	5,488	2,655	
	Prop C - Performing Arts Center	27,850,000	27,850,000	---	5,100	3,031	
	Prop D - Athletic Facilities	3,860,000	3,860,000	---	4,929	3,200	
53	Godley ISD	365,000,000	---	365,000,000	618	829	0.000000
54	Graford ISD	59,950,000	59,950,000	---	357	237	0.030000

Note: The bond election results shown herein are “unofficial” as of May 4, 2024. Should any district receive absentee or mail-in votes over the next few days, the results of such elections may correspondingly change.

Source: Municipal Advisory Council of Texas and Various Other Sources including District Records and Various Websites – Not construed to be all-inclusive.

Distribution of this report is intended for informational purposes. Information contained herein has been obtained from sources believed to be reliable, but not guaranteed. The opinions expressed herein reflect the judgment of the author as of the date prepared and are subject to change without notice and are not a complete analysis of any sector, industry or security. Securities, insurance and advisory services offered through BOK Financial Securities, Inc., member FINRA/SIPC and an SEC registered investment advisor. Services may be offered under our trade name, BOK Financial Advisors. Investment and insurance products are NOT FDIC INSURED | NO BANK GUARANTEE | MAY LOSE VALUE

Texas Public School Districts – Bond Election Results for May 4, 2024



Texas Public School District Bond Elections – Unofficial Results – May 4, 2024

No.	School District	Election Amount	Amount Approved	Amount Failed	Unofficial Votes For	Unofficial Votes Against	Projected I&S Tax Rate Increase
55	Graham ISD						\$ 0.015000
	Prop A - School Building	\$ 27,500,000	\$ ---	\$ 27,500,000	708	903	
	Prop B - Multipurpose Center	10,500,000	---	10,500,000	549	1,063	
56	Granbury ISD	161,500,000	---	161,500,000	4,933	5,404	0.000000
57	Grapevine-Colleyville ISD						
	Prop A - School Building	134,236,405	134,236,405	---	7,249	4,476	0.000000
	Prop B - Technology	10,225,554	10,225,554	---	7,367	4,343	0.000000
	Prop C - Natatorium Improvements	5,538,041	5,538,041	---	7,044	4,660	0.000000
58	Hallettsville ISD						
	Prop A - School Building	1,800,000	1,800,000	---	693	405	0.000480
	Prop B - School Building	9,325,000	9,325,000	---	687	411	0.033960
	Prop C - Multipurpose Center	28,245,000	---	28,245,000	493	606	0.094560
59	Harmony ISD	25,000,000	25,000,000	---	176	114	0.300000
60	Harrold ISD	10,000,000	10,000,000	---	44	19	0.410000
61	Harts Bluff ISD						
	Prop A - School Building	6,600,000	---	6,600,000	197	353	0.138200
	Prop B - School Building	1,400,000	---	1,400,000	219	328	0.029300
	Prop C - Athletic Facilities	6,000,000	---	6,000,000	179	373	0.125700
	Prop D - Fine Arts Improvements	1,100,000	---	1,100,000	178	369	0.023100
	Prop E - School Building	4,000,000	---	4,000,000	174	371	0.083700
62	Hearne ISD						
	Prop A - School Building	11,500,000	11,500,000	---	261	153	0.000000
	Prop B - Stadium Improvements	3,500,000	3,500,000	---	257	157	0.000000
	Prop C - Refunding	2,500,000	2,500,000	---	255	157	0.000000
	Prop D - Technology	1,500,000	1,500,000	---	264	149	0.000000
63	Hempstead ISD						
	Prop A - School Building	42,320,000	42,320,000	---	917	349	0.132540
	Prop B - Athletic Facilities	3,400,000	3,400,000	---	854	400	0.005240
64	Henrietta ISD						0.230000
	Prop A - School Building	35,000,000	35,000,000	---	438	270	
	Prop B - Athletic Facilities	1,000,000	1,000,000	---	420	289	
65	Hidalgo ISD						
	Prop A - School Building	23,000,000	---	23,000,000	322	375	0.027060
	Prop B - Athletic Facilities	2,500,000	---	2,500,000	296	381	0.002940
66	Huckabay ISD						0.095000
	Prop A - School Building	1,900,000	---	1,900,000	131	185	
	Prop B - Athletic Facilities	600,000	---	600,000	121	194	
	Prop C - Athletic Facilities	1,800,000	---	1,800,000	120	196	
	Prop D - Refunding	900,000	---	900,000	133	183	
67	Irion County ISD						0.100000
	Prop A - School Building	53,000,000	53,000,000	---	190	111	
	Prop B - Technology	1,000,000	1,000,000	---	199	96	
	Prop C - Teacher Housing Improvements	1,000,000	1,000,000	---	203	96	
68	Joshua ISD						
	Prop A - School Building	63,070,000	63,070,000	---	1,545	1,329	0.101100
	Prop B - School Building	8,960,000	8,960,000	---	1,585	1,294	0.014400
	Prop C - CTE Facility Improvements	29,568,000	29,568,000	---	1,526	1,368	0.047300
	Prop D - School Building	4,648,000	4,648,000	---	1,583	1,306	0.007500
69	Kaufman ISD	170,000,000	170,000,000	---	1,023	617	0.172700
70	La Pryor ISD	23,000,000	23,000,000	---	150	83	0.430000
71	La Vega ISD						
	Prop A - School Building	76,526,740	76,526,740	---	297	128	0.200000
	Prop B - Stadium Improvements	4,501,507	4,501,507	---	275	144	0.012500
	Prop C - Multipurpose Center	11,915,753	11,915,753	---	273	144	0.032500
72	Lefors ISD	2,650,000	2,650,000	---	95	35	0.040000

Note: The bond election results shown herein are “unofficial” as of May 4, 2024. Should any district receive absentee or mail-in votes over the next few days, the results of such elections may correspondingly change.

Source: Municipal Advisory Council of Texas and Various Other Sources including District Records and Various Websites – Not construed to be all-inclusive.

Distribution of this report is intended for informational purposes. Information contained herein has been obtained from sources believed to be reliable, but not guaranteed. The opinions expressed herein reflect the judgment of the author as of the date prepared and are subject to change without notice and are not a complete analysis of any sector, industry or security. Securities, insurance and advisory services offered through BOK Financial Securities, Inc., member FINRA/SIPC and an SEC registered investment advisor. Services may be offered under our trade name, BOK Financial Advisors. Investment and insurance products are **NOT FDIC INSURED** | **NO BANK GUARANTEE** | **MAY LOSE VALUE**

Texas Public School Districts – Bond Election Results for May 4, 2024



Texas Public School District Bond Elections – Unofficial Results – May 4, 2024

No.	School District	Election Amount	Amount Approved	Amount Failed	Unofficial Votes For	Unofficial Votes Against	Projected I&S Tax Rate Increase
73	Lewisville ISD						
	Prop A - Natatorium Improvements	\$ 16,250,000	\$ 16,250,000	\$ ---	12,092	8,752	\$ 0.000000
	Prop B - Athletic Facilities	65,585,000	65,585,000	---	11,454	9,495	0.000000
	Prop C - Stadium Improvements	19,999,000	19,999,000	---	11,749	9,184	0.000000
74	Longview ISD						
	Prop A - School Building	237,700,000	237,700,000	---	3,073	1,602	0.005200
	Prop B - School Building	76,500,000	76,500,000	---	2,845	1,813	0.001700
	Prop C - Multipurpose Center	79,100,000	79,100,000	---	2,718	1,930	0.001700
	Prop D - Stadium Improvements	21,000,000	21,000,000	---	2,700	1,952	0.000500
	Prop E - Natatorium	41,900,000	41,900,000	---	2,815	1,837	0.000900
75	Lorena ISD						0.207300
	Prop A - School Building	37,640,000	---	37,640,000	633	884	
	Prop B - Athletic Facilities	1,265,000	---	1,265,000	604	909	
76	Lytle ISD	20,650,000	20,650,000	---	209	90	0.114000
77	Mabank ISD	116,000,000	116,000,000	---	1,392	575	0.000000
78	Mansfield ISD						
	Prop A - School Building	584,500,000	584,500,000	---	5,828	4,891	0.000000
	Prop B - Technology	4,000,000	4,000,000	---	5,698	5,033	0.000000
	Prop C - Stadium Improvements	50,500,000	---	50,500,000	4,730	5,942	0.000000
	Prop D - Fine Arts & Multipurpose Center	85,000,000	---	85,000,000	5,112	5,562	0.000000
	Prop E - Multipurpose Center	53,000,000	---	53,000,000	4,625	6,011	0.000000
79	McDade ISD	4,000,000	4,000,000	---	97	93	0.110000
80	McGregor ISD	82,000,000	82,000,000	---	385	224	0.284000
81	McMullen County ISD	12,000,000	12,000,000	---	53	8	0.000000
82	Medina Valley ISD						
	Prop A - School Building	249,150,000	249,150,000	---	959	555	0.000000
	Prop B - Stadium Improvements	40,850,000	40,850,000	---	818	697	0.000000
83	Mercedes ISD	48,125,000	---	48,125,000	283	516	0.160000
84	Milford ISD	11,500,000	11,500,000	---	120	46	0.381000
85	Morgan Mill ISD	9,100,000	---	9,100,000	124	201	0.360000
86	Natalia ISD						
	Prop A - School Building	17,465,000	17,465,000	---	170	79	0.000000
	Prop B - Athletic Facilities	5,555,000	5,555,000	---	158	90	0.000000
87	Navarro ISD						0.085000
	Prop A - School Building	73,700,000	73,700,000	---	598	261	
	Prop B - Stadium	35,500,000	35,500,000	---	512	346	
	Prop C - Athletic Facilities	10,800,000	10,800,000	---	518	340	
88	Navasota ISD						
	Prop A - School Building	71,000,000	71,000,000	---	456	374	0.000000
	Prop B - Refunding	3,040,000	3,040,000	---	452	373	0.000000
89	New Braunfels ISD						
	Prop A - School Building	267,500,000	267,500,000	---	3,356	1,143	0.000000
	Prop B - Stadium	42,500,000	42,500,000	---	2,936	1,545	0.000000
	Prop C - Technology	3,000,000	3,000,000	---	3,236	1,249	0.000000
90	New Diana ISD	28,250,000	28,250,000	---	392	382	0.395500
91	Olney ISD	8,350,000	8,350,000	---	398	158	0.000000
92	Onalaska ISD	42,000,000	42,000,000	---	386	147	0.204000
93	Panhandle ISD						
	Prop A - Stadium Improvements	2,000,000	---	2,000,000	184	220	0.038000
	Prop B - Athletic Facilities	3,000,000	---	3,000,000	140	266	0.057000
94	Pearland ISD						
	Prop A - School Building	75,000,000	75,000,000	---	2,054	1,618	0.000000
	Prop B - Technology	30,000,000	30,000,000	---	2,068	1,589	0.000000
95	Penelope ISD	4,130,000	4,130,000	---	68	24	0.200000

Note: The bond election results shown herein are “unofficial” as of May 4, 2024. Should any district receive absentee or mail-in votes over the next few days, the results of such elections may correspondingly change.

Source: Municipal Advisory Council of Texas and Various Other Sources including District Records and Various Websites – Not construed to be all-inclusive.

Texas Public School Districts – Bond Election Results for May 4, 2024



Texas Public School District Bond Elections – Unofficial Results – May 4, 2024

No.	School District	Election Amount	Amount Approved	Amount Failed	Unofficial Votes For	Unofficial Votes Against	Projected I&S Tax Rate Increase
96	Pittsburg ISD						
	Prop A - School Building	\$ 74,400,000	\$ 74,400,000	\$ ---	1,396	924	\$ 0.198300
	Prop B - School Building	19,400,000	19,400,000	---	1,367	946	0.051700
97	Plains ISD						
	Prop A - School Building	15,495,628	15,495,628	---	177	45	0.000000
	Prop B - Athletic Facilities	29,284,372	29,284,372	---	166	59	0.000000
98	Poteet ISD	65,000,000	65,000,000	---	348	264	0.038327
99	Rivercrest ISD	23,000,000	23,000,000	---	433	144	0.122500
100	Rochelle ISD	6,750,000	6,750,000	---	163	55	0.240000
101	Rosebud-Lott ISD						
	Prop A - School Building	22,029,765	---	22,029,765	175	241	0.000000
	Prop B - Refunding	1,565,000	---	1,565,000	184	228	0.000000
	Prop C - Athletic Facilities	405,235	---	405,235	162	250	0.000000
102	San Diego ISD						
	Prop A - School Building	1,752,420	1,752,420	---	26	12	0.000000
	Prop B - Multipurpose Center	3,500,000	3,500,000	---	25	13	0.000000
	Prop C - Stadium Improvements	247,580	247,580	---	23	13	0.000000
103	Sanford-Fritch ISD						
	Prop A - School Building	6,000,000	6,000,000	---	125	50	0.169000
	Prop B - Track Resurfacing	500,000	500,000	---	124	51	0.014000
104	Seagraves ISD	6,000,000	6,000,000	---	174	118	0.000000
105	Sivells Bend ISD	19,900,000	---	19,900,000	63	144	0.439000
106	Sonora ISD	17,900,000	17,900,000	---	257	175	0.255000
107	Stafford MSD						
	Prop A - School Building	45,000,000	---	45,000,000	347	446	0.000000
	Prop B - Technology	15,000,000	---	15,000,000	362	446	0.000000
108	Sulphur Bluff ISD	6,000,000	6,000,000	---	108	42	0.150000
109	Sulphur Springs ISD	157,150,000	157,150,000	---	1,756	683	0.002500
110	Sweeny ISD						
	Prop A - Stadium	21,000,000	21,000,000	---	410	341	0.000000
	Prop B - School Building	21,000,000	21,000,000	---	412	336	0.000000
111	Sweet Home ISD	6,000,000	6,000,000	---	117	69	0.430500
112	Taft ISD	47,900,000	47,900,000	---	308	83	0.000000
113	Tarkington ISD	59,000,000	---	59,000,000	431	439	0.132500
114	Thorndale ISD	34,500,000	34,500,000	---	467	131	0.500000
115	Three Way ISD	7,500,000	---	7,500,000	14	64	0.380000
116	Tioga ISD	26,305,000	26,305,000	---	182	155	0.140000
117	West Orange-Cove Consolidated ISD	72,000,000	72,000,000	---	333	244	0.000000
118	West Rusk County Consolidated ISD	26,403,037	---	26,403,037	159	235	0.158500
119	West Sabine ISD	12,335,000	---	12,335,000	190	228	0.180000
120	Whitesboro ISD						
	Prop A - School Building	100,000,000	100,000,000	---	767	524	0.123000
	Prop B - Multipurpose Center	18,000,000	18,000,000	---	652	635	0.058000
121	Willis ISD						0.079000
	Prop A - School Building	102,700,000	102,700,000	---	2,350	1,868	
	Prop B - Stadium	68,800,000	---	68,800,000	1,995	2,208	
	Prop C - Natatorium	19,600,000	---	19,600,000	1,931	2,264	
	Prop D - Multipurpose Center	27,000,000	---	27,000,000	1,969	2,215	
122	Yorktown ISD	20,000,000	---	20,000,000	97	244	0.120000
Totals		\$ 10,182,784,820	\$ 7,610,831,783	\$ 2,571,953,037	---	---	---

Note: The bond election results shown herein are “unofficial” as of May 4, 2024. Should any district receive absentee or mail-in votes over the next few days, the results of such elections may correspondingly change.

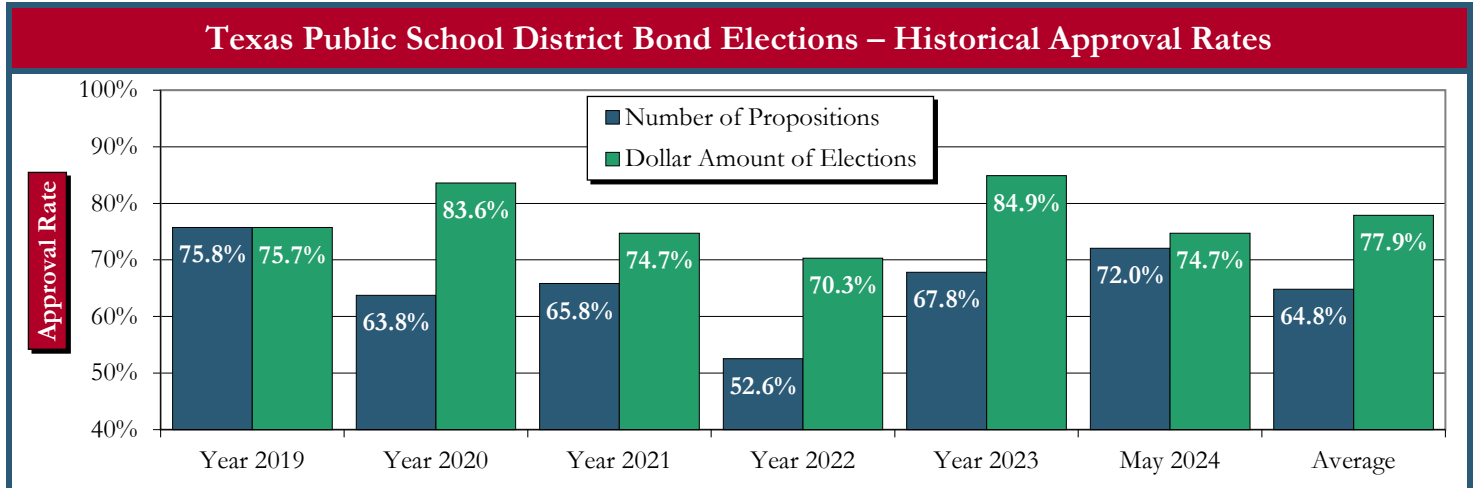
Source: Municipal Advisory Council of Texas and Various Other Sources including District Records and Various Websites – Not construed to be all-inclusive.

Distribution of this report is intended for informational purposes. Information contained herein has been obtained from sources believed to be reliable, but not guaranteed. The opinions expressed herein reflect the judgment of the author as of the date prepared and are subject to change without notice and are not a complete analysis of any sector, industry or security. Securities, insurance and advisory services offered through BOK Financial Securities, Inc., member FINRA/SIPC and an SEC registered investment advisor. Services may be offered under our trade name, BOK Financial Advisors. Investment and insurance products are NOT FDIC INSURED | NO BANK GUARANTEE | MAY LOSE VALUE

Texas Public School Districts – Bond Election Results for May 4, 2024



As shown below, approximately 74.7% of the proposed \$10.2 billion of Texas public school district bonds were approved by voters in May 2024 and 72.0% of all propositions were approved by voters. The average historical approval rate since year 2019 is 77.9% by dollar amount and 64.8% by number of propositions.



Historical Texas Public School District Bond Election Results by Number of Propositions – Year 2019 Through May 2024

Year	No. Of Elections	Number Of Bond Propositions	Bond Propositions Approved		Bond Propositions Failed	
			Number	Percentage	Number	Percentage
2019	128	132 Propositions	100 Propositions	75.8%	32 Propositions	24.2%
2020	44	80 Propositions	51 Propositions	63.8%	29 Propositions	36.2%
2021	129	237 Propositions	156 Propositions	65.8%	81 Propositions	34.2%
2022	201	350 Propositions	184 Propositions	52.6%	166 Propositions	47.4%
2023	210	379 Propositions	257 Propositions	67.8%	122 Propositions	32.2%
May 2024	122	211 Propositions	152 Propositions	72.0%	59 Propositions	28.0%
Totals	834	1,389 Propositions	900 Propositions	64.8%	489 Propositions	35.2%

Historical Texas Public School District Bond Election Results by Dollar Amount of Elections – Year 2019 Through May 2024

Year	No. Of Elections	Dollar Amount Of Bond Elections	Dollar Amount Approved		Dollar Amount Failed	
			Dollar Amount	Percentage	Dollar Amount	Percentage
2019	128	\$ 15,561,889,135	\$ 11,783,705,000	75.7%	\$ 3,778,184,135	24.3%
2020	44	9,320,371,214	7,793,163,864	83.6%	1,527,207,350	16.4%
2021	129	15,817,637,080	11,821,967,158	74.7%	3,995,669,922	25.3%
2022	201	32,141,347,188	22,600,792,874	70.3%	9,540,554,314	29.7%
2023	210	43,198,637,817	36,668,425,674	84.9%	6,530,212,143	15.1%
May 2024	122	10,182,784,820	7,610,831,783	74.7%	2,571,953,037	25.3%
Totals	834	\$ 126,222,667,254	\$ 98,278,886,353	77.9%	\$ 27,943,780,901	22.1%

Note: The bond election results shown herein are “unofficial” as of May 4, 2024. Should any district receive absentee or mail-in votes over the next few days, the results of such elections may correspondingly change.

Source: Municipal Advisory Council of Texas and Various Other Sources including District Records and Various Websites – Not construed to be all-inclusive.

Distribution of this report is intended for informational purposes. Information contained herein has been obtained from sources believed to be reliable, but not guaranteed. The opinions expressed herein reflect the judgment of the author as of the date prepared and are subject to change without notice and are not a complete analysis of any sector, industry or security. Securities, insurance and advisory services offered through BOK Financial Securities, Inc., member FINRA/SIPC and an SEC registered investment advisor. Services may be offered under our trade name, BOK Financial Advisors. Investment and insurance products are NOT FDIC INSURED | NO BANK GUARANTEE | MAY LOSE VALUE

Texas Public School Districts – Bond Election Results for May 4, 2024



BOK Financial Securities, Inc. – A “True Partner” to Texas Public School Districts

With over **200 years** of collective experience, BOK Financial Securities, Inc. (“BOKFS”) has participated in over **\$76.8 billion** of successful Texas school district financings comprising **1,360 transactions** since forming our specialized Texas School District Finance Team in March 2009. As such, our Team participates in an average of approximately 2 Texas school district financings per week – a proven record of experience and performance!

- ✓ **441** Senior Managed Financings
Totaling **\$13,850,504,058**
- ✓ **417** Financial Advisory Financings
Totaling **\$21,551,684,385**
- ✓ **943** Total Underwriting Transactions
Totaling **\$55,279,339,552**
- ✓ **Over 300** Texas Public School Districts Served
As Bond Underwriter or Financial Advisor

Texas Public School District Bond Sale Rankings – Negotiated Sales

Since Year 2019
(Last 5 Years)

Top 5 Bond Underwriter

- Senior Manager (Par Amount)*
- Senior Manager (#of Issues)*
- Senior & Co-Manager (Par Amount)*
- Senior & Co-Manager (# of Issues)*



Top 5 Financial Advisor

- (Par Amount)*
- (# of Issues)*

BOKFS has participated in over **43%** of all negotiated bond sales completed by Texas public school districts (as bond underwriter or financial advisor).

While not all-inclusive, the following summarizes certain Texas school district financings recently completed by BOK Financial Securities, Inc. as a bond underwriter.

 \$82,645,000 Carrizo Springs CISD Unlimited Tax School Building Bonds, Series 2024	 \$19,170,000 Carthage ISD Unlimited Tax School Building Bonds, Series 2024	 \$170,255,000* Clear Creek ISD Unlimited Tax School Building and Refunding Bonds, Series 2024	 \$62,335,000 Cypress-Fairbanks ISD Unlimited Tax Refunding Bonds, Series 2024	 \$256,330,000* Greenwood ISD Unlimited Tax School Building Bonds, Series 2024	 \$146,095,000 Humble ISD Unlimited Tax School Building Bonds, Series 2024
 \$565,700,000 Hurst-Euleless- Bedford ISD Unlimited Tax School Building Bonds, Series 2024	 \$125,000,000* Hutto ISD Unlimited Tax School Building Bonds, Series 2024	 \$86,355,000 Krum ISD Unlimited Tax School Building Bonds, Series 2024	 \$33,440,000 Lake Travis ISD Unlimited Tax School Building Bonds, Series 2024	 \$125,740,000 Liberty Hill ISD Unlimited Tax School Building Bonds, Series 2024	 \$860,640,000 Midland ISD Unlimited Tax School Building Bonds, Series 2024
 \$172,145,000 Northwest ISD Unlimited Tax School Building Bonds, Series 2024	 \$51,490,000 Pine Tree ISD Unlimited Tax School Building Bonds, Series 2024	 \$382,795,000 Prosper ISD Unlimited Tax School Building Bonds, Series 2024	 \$105,230,000 Salado ISD Unlimited Tax School Building Bonds, Series 2024	 \$160,000,000* Weslaco ISD Unlimited Tax School Building Bonds, Series 2024	 \$182,340,000 Wylie ISD (Taylor Co.) Unlimited Tax School Building Bonds, Series 2024

*Preliminary, subject to change.

Distribution of this report is intended for informational purposes. Information contained herein has been obtained from sources believed to be reliable, but not guaranteed. The opinions expressed herein reflect the judgment of the author as of the date prepared and are subject to change without notice and are not a complete analysis of any sector, industry or security. Securities, insurance and advisory services offered through BOK Financial Securities, Inc., member FINRA/SIPC and an SEC registered investment advisor. Services may be offered under our trade name, BOK Financial Advisors. Investment and insurance products are **NOT FDIC INSURED | NO BANK GUARANTEE | MAY LOSE VALUE**